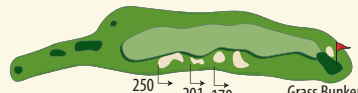


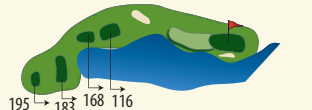
Black	73.6/134	431	517	421	162	313	499	373	183	406	3305	I N T I A L	407	195	485	396	451	362	546	214	471	3527	6832				
Blue	70.9/128	399	494	396	143	281	462	327	167	382	3051			362	168	465	373	405	334	494	177	458	3236	6287			
White	68.8/125	372	472	375	119	272	429	298	148	362	2847			349	139	444	351	355	310	471	166	425	3010	5857			
Par		4	5	4	3	4	5	4	3	4	36			4	3	5	4	4	4	5	3	4	36	72			
Handicap		5	11	1	13	17	15	3	7	9				8	16	10	4	2	18	12	14	6					
+ or -																											
<b>HOLE</b>		<b>1</b>	<b>2</b>	<b>3</b>	<b>4</b>	<b>5</b>	<b>6</b>	<b>7</b>	<b>8</b>	<b>9</b>	<b>OUT</b>		<b>10</b>	<b>11</b>	<b>12</b>	<b>13</b>	<b>14</b>	<b>15</b>	<b>16</b>	<b>17</b>	<b>18</b>	<b>IN</b>	<b>TOT</b>	<b>HCP</b>	<b>NET</b>		
+ or -																											
Red	69.8/122	326	440	321	97	219	386	238	123	321	2471		317	116	422	267	309	250	424	147	316	2568	5039				

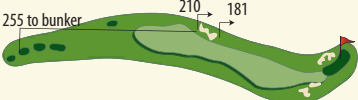
Date:

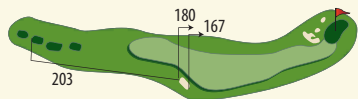
Scorer:

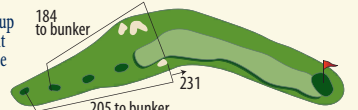
Attest:

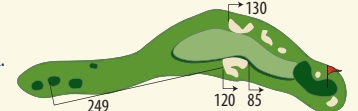
**10** Drive to the left center. Check pin position on your second shot as it will have a bearing on your club selection. 

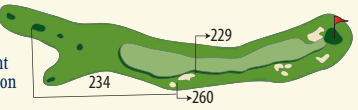
**11** Aim left on this challenging par 3. There is a nice slope that will bring your ball back to the green and you'll avoid the water. 


**12** Drive to the right center to have a chance to reach in two. Check pin location as this green is very deep and falls away. 

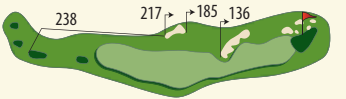
**13** Favor the right side for the entire hole. Fairway slopes from right to left. Green bailout is also right to avoid trouble on left. 

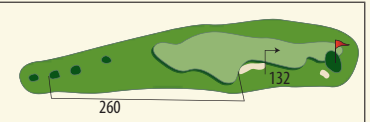
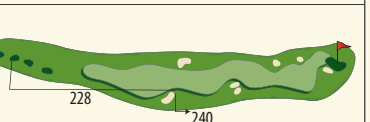
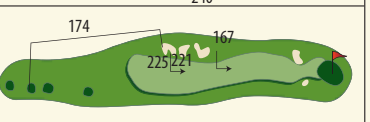
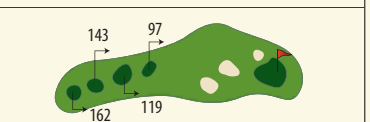
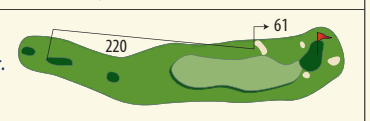
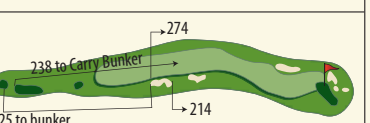
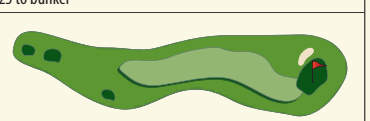
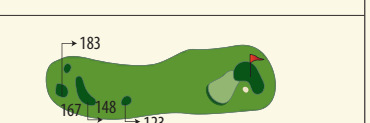
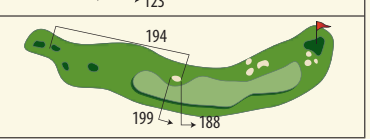
**14** Favor the right side. If playing from an up tee (blue or white) be careful not to hit it through the fairway on left. A slight fade might be best. Green is conducive to bump and run approach shots. 

**15** Fazio's risk/reward par 4 on the back nine. With a favorable wind, long hitters may be able to reach the green. The green is triple tiered; be sure to know where the pin is. 

**16** Drive must be right center to see around this dogleg. Difficult but possible to reach in two. Best layup is to lay back to 75-100 yards in the right center of fairway. Check pin location on this two-tiered green. 

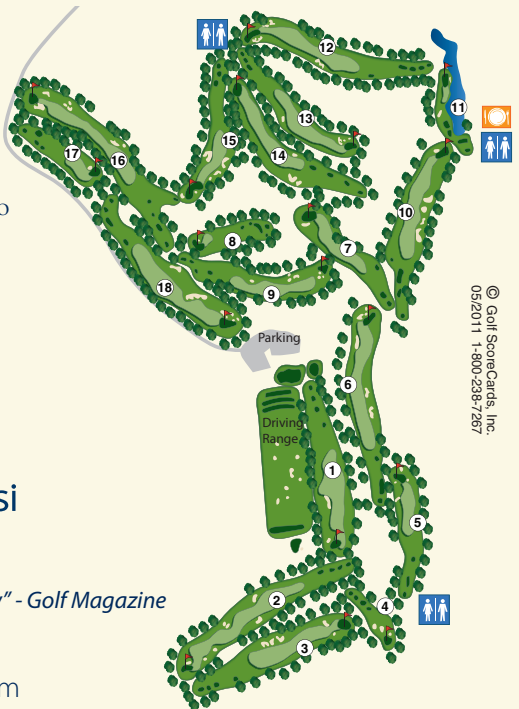
**17** Very important to know the pin location. A left pin may require an extra club and does not necessarily require you to hit it over the bunker because the green slopes right to left. 

**18** A very wide fairway that narrows at 130 to 150 yards from the green. Favor the right side on the approach; a long green requires a precise club selection. 

1	Approach to left side of green is safest and sometimes results in the ball working toward the middle of green.	
2	Drive as close to the middle as possible. Green is reachable in two; best shot in is to favor the left. Layups are best played to the right side.	
3	Drive to the right center to avoid bunkers on left. Second shot will play longer than yardage.	
4	Plays a little shorter than yardage as long as wind is not in your face. Short is better than long on this hole.	
5	Whether laying up or going for it, drives should be to the right center. With right pin, do not miss left or you'll be sorry.	
6	Drive left center. Long hitters going for the green in two will want to favor left side of green; layups should favor the left side of the fairway.	
7	Narrow fairway with slopes on both sides rescuing slightly offline drives. You'll need 1 to 3 extra clubs on second shot. Do not be short.	
8	This par 3 has an 80-foot vertical drop making the shot play 2 to 3 clubs shorter.	
9	Aiming left center in the fairway is the best play. An uphill second shot will play 1 or 2 clubs longer.	

## LOCAL RULES AND INFORMATION

1. Read golf cart operating and safety instructions located on your cart.
2. Always park your golf cart where it will be on the way to your next shot.
3. Restrooms are found after playing holes 4, 10, & 14.
4. Proper golf attire required and non-metal spiked shoes are mandatory.
5. When siren is sounded please evacuate the course immediately and go directly to the clubhouse.
6. Never hit a shot unless you are sure the players in front of you are out of range.
7. Keep pace with group in front of you.
8. All waste and tree-lined areas bordering each fairway are suggested to be played as lateral hazards for non-tournament play.
9. U.S.G.A. rules govern play.



TOM FAZIO  
ARCHITECT

DOUG HOEH  
SUPERINTENDENT



"Top 100 you can play" - Golf Magazine

1.888.TREETOPS  
www.treetops.com

© Golf ScoreCards, Inc.  
05/2011 1-800-239-7297

Premier



Treetops

Michigan's Most Spectacular Resort  
Golf • Ski • Spa